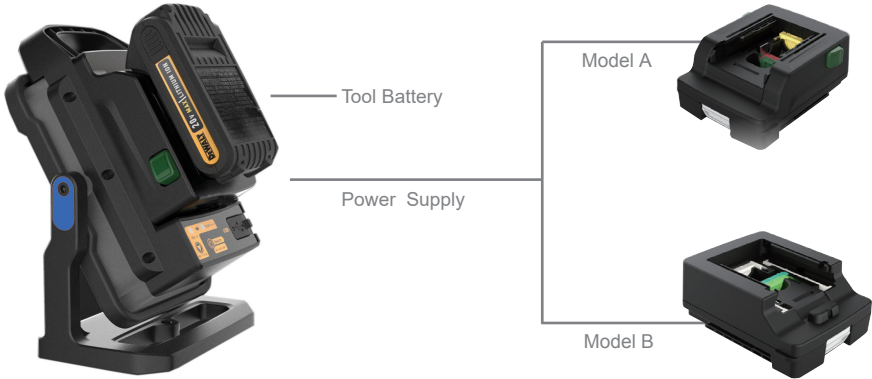




Kanga Star 2.2K Instruction Manual

1.1 Power supply---7 brands of tool batteries .



1.2 Hook & Rotatable



1.3 Angle Adjustable

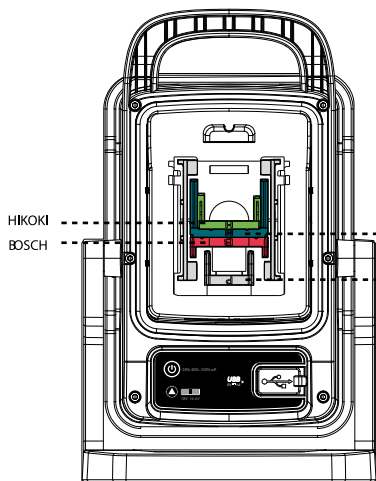
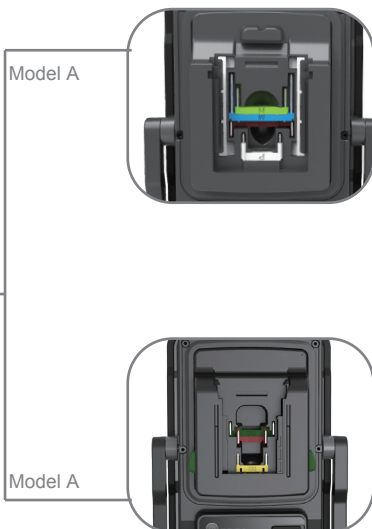


1.4 USB Output

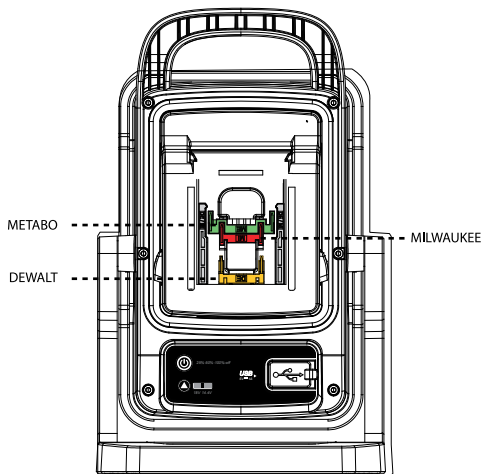


Power tool adaptors

Model A or B



Model A



Model B

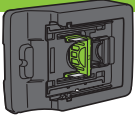
3 OPERATION INSTRUCTION

3.1 Tool battery

3.1.1 Battery installation

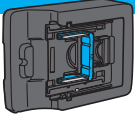
MODEL A

HIKOKI Battery(14.4V-18V)



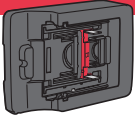
- 1.Pull the "H" up.
- 2.Slide the battery into the adaptor.

MAKITA Battery(14.4V-18V)



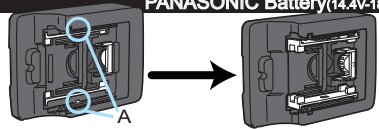
- 1.Pull the "M" up.
- 2.Slide the battery into the adaptor.

BOSCH Battery(14.4V-18V)



1. Pull the "B" up.
2. Slide the battery into the adaptor.

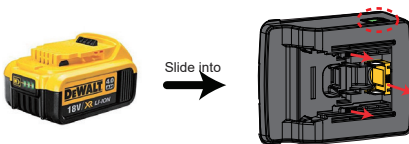
PANASONIC Battery(14.4V-18V)



1. Pull the "P" up.
2. Push the component "A" on both side.
3. Press the battery into the adaptor.

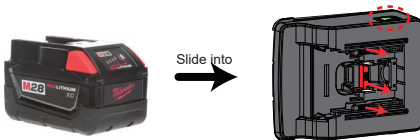
MODEL B

DEWALT Battery(14.4V or 18V)



- 1.1 Pull the "DE" up.
- 1.2 Press the buttons on both sides to make sure "DE/MI" up.
- 1.3 Slide the battery into the adaptor.

MILWAUKEE Battery(14.4V or 18V)

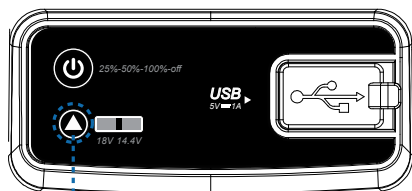


- 1.1 Pull the "MI" up.
- 1.2 Press the buttons on both sides to make sure "DE/MI" up.
- 1.3 Slide the battery into the adaptor.

METABO Battery(14.4V or 18V)



- 1.1 Pull the "ME" up.
- 1.2 Make sure "DE/MI" down.
- 1.3 Slide the battery into the adaptor.



- △ Red indicator is for 18V.
Green indicator is for 14.4V.

- △ Adaptor has a memory for the battery voltage.
That means when switching to 14.4V, the default voltage memory will be at 14.4V.

Voltage Switch
14.4V ↔ 18V

When the battery is inserted into the light. Red indicator on.
5S red indicator off.

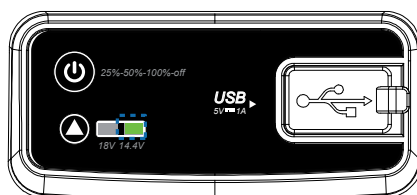
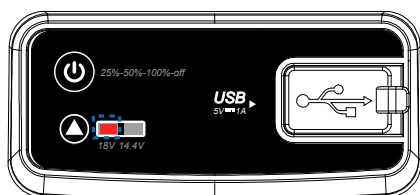
3.1.2 Choose the right battery voltage

18V Battery

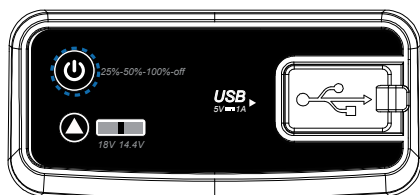
Press Voltage Switch.
Please make sure the voltage indicator is red.

14.4V Battery

Press Voltage Switch.
Please make sure the voltage indicator is green.



3.1.3 Press the switch to turn on the light



3 SPECIFICATION

| Model NO. | KANGASTAR-2.2K-A | KANGASTAR-2.2K-B |
|-----------------|---|---|
| Power | 20W | |
| Battery | Tool battery(14.4V-18V): HIKOKI/MAKITA/BOSCH/PANASONIC | Tool battery(14.4V-18V): METABO/DEWALT/MILWAUKEE |
| Lumens | 2200lm | |
| RA | 70 | |
| CCT | 4000K(optional) | |
| IP | IP65(without tool battery) | |
| Other Features | USB output(Max 5V 1A)/Manget and hanging hook on the rotating stand | |
| Working Mode | 25%/50%/100%/OFF | |
| Accessory | Waterproof Bag | |
| Operation Temp. | -10 C~45 C | |
| Storage Temp. | 0 C~25 C | |
| Beam Angle | 60 degree | |



All NightSearcher products have a 3-year standard warranty on all manufacturing defects and 1-year warranty on all rechargeable batteries from the date of purchase.

For extended 5 year warranty please visit <https://nightsearcher.co.uk/en/extended-warranty.html> proof of purchase is required

| | |
|----------------|---------------------|
| Product weight | 2.2kg |
| Product size | 215x150x98mm |
| NS Part No. | NSKANGASTAR2.2K-A/B |

UK
CA



NightSearcher Limited
 Unit 4 Applied House, Fitzherbert Spur,
 Farlington, Portsmouth, Hampshire,
 PO6 1TT, UK
 T: +44 (0)23 9238 9774
 E: sales@nightsearcher.co.uk

